

PS-5824SVX-6PL

PUSH SWITCH

Switch Type
58=5.8×5.8mm

Foot Type
S=Smt

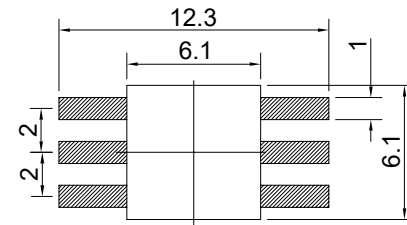
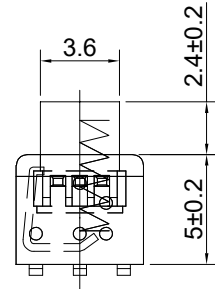
Switch Height
24=2.4mm

Foot Position
6P=6pin

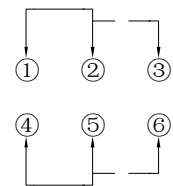
Type
V=Vertical

Operating Force
A=180gf
B=250gf

Switch Function
L=Lock
N=No Lock



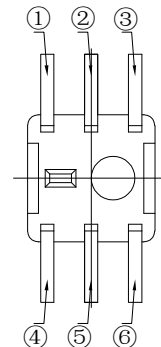
P.C.B LAYOUT



PUSH-ON:
2-3,5-6 Conduction

PUSH-OFF:
1-2,4-5 Conduction

SCHMATIC



8				
7	TERMINAL	BRASS	6	Ag PLATED
6	CASE	PPA	1	BLACK
5	LOCK PIN	SUS WIRE	1	NATURAL
4	SPRING	SUS WIRE	1	NATURAL
3	CONTACT	BRONZE	2	Ag PLATED
2	KNOB	PPA	1	WHITE
1	COVER	PPA	1	BLACK
NO.	PART NAME	MATERIAL	QTY	FINISHING



G-Switch Electronic (HongKong) CO.,Ltd.

Unless otherwise specified, Tolerance:
 X. ±0.30
 X.x ±0.20
 X.xx ±0.15
 X.xxx ±0.10
 Angles ±3°

DESIGN Feng² DATE 2022.08.12
 CHECKED DATE
 APPROVED DATE
<http://www.dg-switch.com>
 TEL:0769-82388879

Molde code:
 PS-5824SVX-6PL
 REV.: X1 SCALE: 4:1 UNIT: mm
 SIZE: A4 SHEET: 1/1